




HORSE COUNCIL
BRITISH COLUMBIA

BC EQUESTRIAN TRAILS FUND


2025 Grant Application Form


FOR HCBC USE ONLY –	Date Received:
---------------------	----------------



Click on the  symbol for additional information on how to complete this form.
Incomplete applications will not be accepted.

Project Title: 
--

APPLICANT DESCRIPTION

Applicant (Name & contact information of HCBC member club or affiliate – must be an authorized legal representative) 
Organization:
Club officer name & position:
Mailing Address:
Telephone Number:
Fax Number:
Email Address:

Project Contact Person (Only if other than the Applicant contact) 
Name:
Title:
Mailing Address:
Telephone Number:
Fax Number:
Email Address:

Name of Club President: 	Signature:
Name of Club Treasurer: 	Signature:

Note: This application may be considered for other funding sources at the discretion of the Horse Council BC application review committee.

Background Information ?

PROJECT DESCRIPTION

Project Timing ?

Objectives ?

Context/ Background ?

Project Activities ?

Human Resources ?

Mapping Information ?

Results ?

Performance Reporting ?

Signage & Communications ?

Please submit your completed application form before **April 30, 2025** to

Recreation Coordinator, Horse Council BC
27336 Fraser Highway, Aldergrove, B.C. V4W 3N5
Fax: 604-856-4302 Email: recreation@hcbc.ca



BC EQUESTRIAN TRAILS FUND

2025 Grant Application Checklist

PRE-APPLICATION

- Is your club eligible to apply?
- Does your project meet the Eligible Projects Criteria?
- Will the funds be used toward Eligible Project Costs?

Have you included the following with your application:

- a completed and signed application form.
- a budget including proof that your club has already secured 20% of the total cash expenditures in dollars.
- detailed plans including:
 - a written description of the project plans.
 - location maps showing the nearest communities.
 - maps of the site showing where and what work will be done.
- written permission from the land manager
- evidence of community support for the project.
- details showing commitment to displaying signage acknowledging HCBC at the project site.

DURING THE PROJECT

- Have you submitted an interim report and budget with pictures to HCBC at some point during the construction of your project?*

AFTER THE PROJECT

Have you sent in the following within two (2) months of the project's completion date:

- a report with details on project progress, challenges, and successes.
- a final budget with receipts.
- unused funds returned.
- a completed photo release form and photos of the finished project.
- a completed Online Trail Guide form and accurate maps of the project area trail system.