



Horse Council British Columbia

Rule Book 2025
Western Division

©2022 Horse Council BC - All Rights Reserved

www.hcbc.ca

Horse Council BC (HCBC)

is recognized by the Government of British Columbia as the official organization for Equestrian Sport in BC.

Every eventuality cannot be provided for in these rules.

It is the duty of the officials and the competition management to make informed decisions in a fair and sporting spirit, approaching as near as possible the intention of these rules, and in doing so protecting the reputation of the sport and the welfare of the horse.

All Competition Organizers hosting HCBC sanctioned competitions, should be familiar with the HCBC rules and policies and should have copies available for the use of exhibitors, parents, volunteers and officials. At no time are Equestrian Canada Rules to be used at a Provincially sanctioned competition.

The HCBC Rules are reviewed annually and posted on the HCBC website. Submissions for recommended rule changes will be considered until October 1st annually and reviewed for inclusion to the next years' rule book.

Aims Goals and Objectives

To ensure that Competition Organizers have the tools and support they need to operate within the recognized sport framework, follow current safety rules and guidelines and be aware of the risk management that is necessary and of the utmost importance for hosting a well-planned, successful competition.

To provide HCBC sanctioned competitions the support and governance of the current Horse Council BC Rule Book.

To develop, grow and retain a deep pool of well-educated and knowledgeable officials.

To capture the activity that demonstrates the value of Equestrian Sport to the government at all levels.

To provide, through education, participation in a quality structured, grass roots competition system and a well-planned development pathway, a feeder system that will grow and strengthen the development of the discipline sports and equestrian athletes.

To align with Long Term Equestrian Development (LTED)

Horse Council BC welcomes and encourages all grass roots and entry level competition organizers to sanction their show with HCBC. By doing so the equestrian sport community in BC can work together to ensure a fun, affordable environment within a fair playing field that will aid towards the growth and success of Equestrian Sport in BC.

Horse Welfare Statement

Horse Council BC members are responsible for the well-being and humane treatment of any equine entrusted to their care. Every horse at an HCBC approved event shall, at all times, be treated humanely and with dignity, respect, and compassion. The welfare of the horse is paramount. Any inhumane treatment or the abuse of a horse by any person at an approved HCBC show is forbidden. The obligation and responsibility to handle horses you own, use or that are in your care, with skill and compassion ensuring, regardless of value that they are not subjected to abuse, neglect or mistreatment. Horses used in competition, spectator events, shows, or exhibitions must not be subjected to unscrupulous use of medications, non-nutritive agents, equipment or procedures that may alter performance, appearance or natural function.

The standard by which conduct, or treatment will be measured is that which a person who is informed and experienced in generally accepted equine training and competition practices would determine to be neither cruel, abusive, nor inhumane.

It is recommended that competition management publish a statement in their show program regarding the commitment to humane treatment of horses with the penalties to be imposed for confirmed abuse of horses at a recognized event.

1. All forms of cruel, inhumane or abusive treatment of Horses, which include, but are not limited to various forms of rapping, are strictly forbidden. and will result in elimination

- Rapping:

The term “rapping” is construed to include all of the artificial techniques intended to make the horse jump higher or more carefully in competition. In general Rapping consists of the Rider- and/or dismounted assistants, (for whose behavior the rider is responsible) - either hitting the horse’s legs with something (no matter with what or by whom) or deliberately causing the horse to hit something itself, whether by building obstacles too large and/or too wide, setting false ground lines, placing trotting poles or the elements of a combination at a false distance, intentionally pulling or pushing the horse into an obstacle or otherwise making it difficult or impossible for the horse to negotiate the practice obstacle without hitting it. In the case of rapping or any other abusive schooling practice within the period of jurisdiction of the Competition Management and Provincial Rules Official, the competitor and the horse concerned will be disqualified from the competition with the possibility of being asked to leave the competition grounds

- Excessive use of the whip:

- The whip may not be used to vent an Athlete’s temper.
- A Horse should never be hit with a whip more than three times in a row.
- The horse’s skin should never be broken due to excessive use of the whip
- The whip is not to be used after elimination

- Excessive number of classes: typically, no one horse should do more than five classes in one day.

Bio Security

It is strongly recommended that horses be up to date on vaccinations and in good health to perform.

Vaccinations offer horses protection from some infectious diseases, but do not eliminate disease risk. Vaccination guidelines vary by region. This should be taken into consideration when weighing the risk for exposure. While there are costs associated with vaccines, those costs are generally much lower than the costs associated with an infectious disease.

Show management has the right and duty to demand removal of a horse from the grounds if it is deemed unfit to compete. Competition management may enforce vaccination requirements for their competition or venue.

A request for supporting documentation confirming a horse's compliance with mandatory vaccination requirements is an acceptable condition of entry.

For more information on bio security practice please visit <https://hcbc.ca/equine-welfare/biosecurity/>

Helmet Policy

Horse Council BC (HCBC) strongly recommends that anyone riding or driving a horse should wear ASTM/SEI/BSI/BS EN; EN; AS/NZS; CE VGI approved protective headgear, specifically designed for equestrian activities. ASTM (American Society for Testing Materials); SEI (Safety Equipment Institute, Inc.); BSI/BS EN (British Standards Institution); EN (European Union Standards); AS/NZS (Australian/New Zealand Standards); or CE VG1 01.040 2014-12 (provided they are BSI Kitemarked).

The helmet should be properly fitted with safety harness correctly secured, while mounted, riding or driving, ***with the exception for the discipline of vaulting.***

Every time, every ride, all riders all drivers.

Youth competitors must wear properly fitted approved ASTM, SEI, BSI/BS EN, EN, AS/NZS/ or CE VG1 protective headgear, with safety harness correctly secured while mounted on the competition or event grounds and in ALL classes and Performance Divisions.

The wearing of religious headwear will be accepted for adult riders/drivers without penalty. The option to wear an approved helmet with a sports turban is strongly advised.

Concussion Policy

Resources: For concussion education and awareness resources, please visit the Concussion Awareness page on the HCBC website www.hcbc.ca.

Definition: A concussion is a type of traumatic brain injury (or TBI), caused by a bump, blow, or jolt to the head that can change the way the brain normally works. Concussions can also occur from a fall or a blow to the body that causes the head and brain to move quickly back and forth. All concussions are serious.

Concussion Policy (cont.)

Policy Statement: Anyone participating in an activity with horses should understand the signs, symptoms and implications of sustaining a concussion.

It is recommended by health care professionals that anyone presenting symptoms or suspected of sustaining a concussion should cease the activity until they have been evaluated and cleared by medical personnel.

Anyone having contact with, or handling horses is responsible to educate themselves on the prevention and proper management of concussion related injuries.

All Coaches and Instructors recognized by Horse Council BC will be required to participate in concussion awareness training once in every three-year period to maintain current certification status.

Liability

The Horse Council BC (HCBC) Competition Committee, HCBC and co-sponsoring organization, if any, will not be responsible for any accident, injury of horse or person or loss or damage of any article of any kind or nature that may be lost or destroyed or in any way damaged that may occur to, or be caused by, any horse exhibited at a competition.

Each exhibitor, agent or horse owner will be responsible for any injury that may be occasioned to any person, animal or damage to any property while on the competition grounds, by any horse owned, exhibited or in custody or control and shall indemnify and hold harmless HCBC, its officials, staff and Directors individually and collectively, and any co-sponsoring organization, from and against any and all claims, demands, cause of action costs, charges and expenses of every kind or nature whatsoever arising out of, or which may be caused by, or incurred by, reason of the ownership, exhibition, custody or control of any animal exhibited.

HCBC will not be responsible for any financial arrangements between show management, exhibitors, owners, agents, or officials.

All federal, provincial and city laws will be adhered to and shall supersede these rules.

Safety

It is essential that every sanctioned competition/event have an emergency action plan in place.

A First Aid kit should be always readily available.

A competition or event must have qualified medical personnel appointed for the duration of the competition who is trained in First Aid Emergency Medical treatment. Qualified Medical personnel are defined as either a:

- Doctor
- Professional emergency personnel, such as EMT or Paramedic
- An adult with recognized and valid First Aid certification who is not competing. This individual may act in some other capacity at the competition providing this does not restrict their availability to all areas on the competition grounds.

Safety (cont.)

It is recommended that the minimum certification required for qualified medical personnel be Standard First Aid Certification.

The facility address, emergency contact name and phone number should be posted at the show office and in other appropriate locations for the benefit of the exhibitors and public at any time.

Emergency Phone Numbers: veterinarian, farrier, hospital name and address should be posted at the show office and in other appropriate locations for the benefit of the exhibitors and public at any time.

It is recommended that all shows arrange for a veterinarian and farrier to be available either on– call or on the show grounds for the duration of the show.

In the event where an accident occurs at an HCBC sanctioned competition or event, Accident Report Forms must be filled out and returned to HCBC. Accident Forms will be emailed to all organizers as part of the sanctioning package, but can be found on the HCBC website at

<https://hcbc.ca/competitions/competition-documents/>

If a competitor suffers a fall in warm-up or during a class, they may be asked to be evaluated by the attending medic. Competitors are solely responsible for ensuring on-site medical assistance takes place. If a competitor refuses evaluation, Competition Management may make the decision to disqualify the competitor from the competition.

Administration

Sanctioning

Any organization, club, individual or group may apply to Horse Council British Columbia (HCBC) to sanction an entry level competition or event offering any of the disciplines outlined in the HCBC Rule Book. There is no restriction to prize money offered at the competition.

The Person Responsible listed on application must be a current HCBC member and is responsible for the conduct of the competition in accordance with the current Horse Council BC Rule Book.

Organizers must apply through the HCBC/ Horse Sport Pro online event sanctioning portal.

Instructions for Login and links to the online application process can be found on the Competition page of the HCBC website <https://hcbc.ca/competitions/organizers/>

The competition application and all required information must be uploaded through the online system, preferably within a minimum of one month prior to the competition or event date(s).

The competition must be approved before publishing, posting online or circulating the prize list.

All required information, prize list, entry forms and a current, endorsed certificate of insurance must be provided.

Administration (cont.)

Every competition must obtain a certificate of insurance endorsed by the insurance carrier to cover law suits, claims or judgment for bodily injury or property damage sustained by spectators, participants, or others arising out of the use of the show grounds or operation necessary or incidental to the show.

All approved competitions will be emailed a Competition Package including a HCBC Certificate of Sanction which is to be printed and displayed in the Competition Office, or other clearly visible location.

The Competition Organizer is required to provide a copy of the approved Competition Prize List to the Official(s).

Competitions or Events should not start earlier than the time listed in prize list or advertised in the schedule.

Competitions sanctioned with another discipline or breed association may apply for dual sanctioning with Horse Council BC for specific divisions. Discipline or Breed Association rules may supersede HCBC rules at a dual sanctioned show in some divisions.

Clubs may include local club rules provided the local rules do not compromise the integrity and safety standards of Horse Council BC sanctioned competition. Any local club rules must be stated clearly in the Prize List and be approved by Horse Council BC during the application process.

Sanctioning Fees

The fee for sanctioning a Horse Council BC Provincial Competition is \$42.00 per show.

Payment of fees can be processed by credit card through the [HCBC Online Sanctioning Portal](#) or by mailing a cheque to the HCBC office.

Sanction fees are not refundable.

An NSF charge of \$50.00 will be applied for any returned fees.

Prize List

All Prize Lists must contain the following disclaimer:

It is the responsibility of the show/event committee, or competition organizers and the facility owners and managers to ensure that all BC Health Authority and WorkSafeBC directives are followed and enforced. Horse Council is not a regulatory body, and it is understood and agreed that sanctioning and approval of a HCBC Provincial competition / event relates to the use of the rule book and approved officials only.

This Competition is a Horse Council BC provincially sanctioned competition and will be governed in accordance with the Horse Council BC Rule Book. Knowledge of the rules is the responsibility of Competition Management, Officials and Competitors.

The Horse Council BC Rule Book, can be found at www.hcbc.ca <https://hcbc.ca/competitions/competition-documents/>

Prize List (cont.)

Neither Horse Council BC, its Board of Directors, organizing committee, staff, volunteers, officials, or employees of the horse show, will be responsible in any way, for damage, injury, or loss to persons, horses or property of exhibitors, spectators, owners, riders, trainers, or grooms. All competitors and owners of horses must be members of Horse Council BC to participate."

Prize Lists must include:

- Date(s), Start Time, Location, Directions
- Official's names
- Name and contact of the person responsible, or competition manager
- Entry Secretary's name and contact information
- Type of Competition
- Entry deadline.
- State the competition will be run under the current HCBC rule book
- HCBC Prizelist Disclaimer
- Any local club rules must be stated clearly in the Prize List and be approved by Horse Council BC during the application process
- Entry fees per class or division
- Classes numbers and specifications for each class
- Reserve the right to cancel or combine any class that does not have sufficient entries
- If post entries or day of adds are allowed
- If Hors Concours entries are allowed
- Number of ribbons for each class and if there are trophies and /or prize money.
- Types of Championships or/and Aggregates and how will be determined.
- . Any Age Categories where classes will be split.
- Any special ground rules.
- Whether jumping will be held on grass or sand rings.
- Local Hotels and Accommodations with Contact information

If prize money is offered in any classes, the amounts and class entry fee must be specified in the Prizelist. Prize money distribution by total percentage breakdown or dollar amount by placings for each class where prize money is offered must be shown.

The competition's' policy regarding Hors Concours entries (not to be judged) must be clearly stated in the prize list.

Prize List (cont.)

Prize and Awards

Show management must make the full payment of prize monies as specified in the competition Prize List.

If High Point Awards are to be presented at the competition, the method of tabulating points for such awards is at the discretion of show management and must be stated in the Prize List.

The following schedule of ribbons is recommended:

First Place	Red
Second place	Blue
Third Place	White
Fourth Place	Yellow
Fifth Place	Green
Sixth Place	Pink
Seventh Place	Purple
Eighth Place	Brown
Champion	Red, Blue, White
Reserve Champion	Blue, White, Yellow

The following point scale may be used for tabulating High Point Awards:

# in class	1st	2nd	3rd	4th	5th	6th	7th	8th
1	1							
2	2	1						
3	3	2	1					
4	4	3	2	1				
5	5	4	3	2	1			
6	6	5	4	3	2	1		
7	7	6	5	4	3	2	1	
8	8	7	6	5	4	3	2	1
9 - 15	9	8	7	6	5	4	3	2
16 - 20	10	9	8	7	6	5	4	3
21 - 25	11	10	9	8	7	6	5	4
26- 30	12	11	10	9	8	7	6	5
31 - 35	13	12	11	10	9	8	7	6
36 - 40	14	13	12	11	10	9	8	7



Section 1:

General Competition Rules

1.1 Entries

All exhibitors are required to be current Horse Council BC members when participating in HCBC sanctioned events.

Exception: Lead Line class competitors 6yrs of age and under. Lead Line competitors must be accompanied by an adult holding current HCBC membership.

In the event of failure to sign the entry form, the exhibitors' first entry into the ring shall be deemed in acceptance of these rules.

1.1.1. a) Hours concours (H/C) Entries:

Hors Concours entries may be accepted at the discretion of the organizing committee. The competition's' policy regarding Hors Concours entries must be clearly stated in the prize list.

Hors Concours entries must pay the same entry fee as regular entries (unless otherwise stated in the prize list) and are subject to the same conditions and rules which apply to regular entries.

Hors Concours entries are not eligible for prizes or awards.

1.1.2. b) Youth Entries

The age limit for a youth competitor is 18 years of age or younger as of January 1st of the current year. A person born on January 1st shall assume the older age as of that date.

Proof of youth's age may be required on entry forms at HCBC sanctioned competitions.

All entry forms for youth exhibitors 18 years of age and under must be signed by parent or legal guardian.

Youth competitors must wear properly fitted approved ASTM, SEI, BSI/BS EN, EN, AS/NZS/ or CE VG1 protective headgear, with safety harness correctly secured at all times while mounted on the competition or event grounds and in ALL classes and Performance Divisions.

Exception: Vaulting

The Youth competitor need not own or lease the horse he or she is competing with to enter any class.

A horse may be entered in any or all youth age divisions, but not more than once in each class A youth competitor may not show a stallion in any class, regardless of the age or size of the stallion.

1.2 Competition Numbers

Competition numbers will be issued by the Show Secretary to all entries (horses not riders/drivers) and must be visible at all times while competing.

Competition numbers are available for purchase through the HCBC website <https://store.hcbc.ca/>

1.3 Officials

Horse Council BC sanctioned events must use current, certified Provincial Officials when possible.

Officials with expired status or recognized by another organization may be used, with a guest card, provided they meet the requirements for that discipline as set out by the provincial body responsible for said discipline.

All provincial officials must be current members of Horse Council BC and be listed on the competition or event application. In the event that an official must be substituted, Horse Council BC is to be notified immediately and provided with the name and contact info of the substitute.

It is strongly recommended that for the protection of both the official and the competition management, a written contract be completed between both parties.

Officials should arrive on the competition grounds at least one hour before the first class begins.

The Judge's decision is considered as final in all classes.

Judges should be provided with the Prize List and any tests, courses or patterns they will be judging at the competition.

Competition management must schedule appropriate breaks for officials.

1.4 Provincial Rules Officials

HCBC Provincial Rules Officials (PRO) may attend provincially sanctioned competitions to offer help and guidance with HCBC rules, assist competition management with the development and rule content in prize lists as well as address questions or concerns arising at a competition. Provincial Rules Officials attendance at competitions will aid to encourage a safe and enjoyable competition experience for both horses and competitors.

All Provincial Championship designated competitions must have a PRO in attendance.

Provincial Rules Officials are appointed by and will be assigned by HCBC to competitions as requested by competition management or by the HCBC office.

Provincial Rules Officials are governed by the HCBC Officials' Code of Conduct and protocol.

1.5 Officials Protocol / Conflict of Interest

An official shall not discuss with any exhibitor the purchase, sale or lease of a horse during a show at which that Judge is officiating.

An official shall not be an exhibitor, rider, driver, trainer, coach, handler, manager, or conditioner of any horse at any show or event at which they are officiating.

A judge may not act as course designer at the same competition in which he or she is judging.

1.5 Officials Protocol / Conflict of Interest (cont.)

No horse may be shown under an official that has acted in the capacity as an owner, coach, trainer, agent, or conditioner of the horse, within 30 days prior to the event, 14 days if the official is presiding over a virtual/online event and is not judging entries in person.

The Official must comply with class specifications and rules governing individual classes. Class specifications should be noted and included on all class judge's cards where possible.

Officials are prohibited from using tobacco and/or alcohol products, cellular phones, pagers or electronic communication devices in the arena or judges' booth.

All Officials must dress appropriately and professionally (no jeans, shorts, tank tops, etc.)

1.6 Guest Cards

Uncertified officials may be used at provincial sanctioned competitions under the following conditions.

- Individuals must have extensive experience and knowledge of the discipline being judged and of the current HCBC Rule Book.
- Uncertified officials may be requested to provide HCBC with a minimum of two references.
- Guest card application must be completed during the competition approval application process.
- HCBC will approve a maximum of three guest cards to an uncertified official. Once three guest cards have been issued to an uncertified official, further guest card applications for that individual will be subject to a fee of \$25.00 charged to the competition. The Official will be encouraged to participate in the HCBC Officials Program to become certified.

1.7 Scribes

Scribes should arrive and check in with the competition office at least forty-five (45) minutes before the start of the competition. This will allow for enough time to gather any paperwork, tests, bell, whistle etc. or any other equipment needed. Scribes should allow for time to go over any scribing instructions with their judge.

Cell phones (or any other personal electronic device) must be turned off while scribing

All test sheets must be completed in ink. Pencil is not permitted.

It is the duty of the scribe to ensure that the test sheets include the competitor's entry number, class, description, and Judge's signature if required.

Before the test sheet is handed in for totaling, the scribe must give the test to the Judge for review

Scribes must be appropriately dressed (clean and neat, no cut offs, tank tops, etc.)

1.8 Test Callers

If a competitor requires a test caller, it is their responsibility to provide one.

Calling the test is limited to reading the movement a maximum of twice without adding anything else which might assist the competitor.

Elimination of the competitor may happen should there be a failure to comply by the caller. The Judge will monitor this.

Permitted dress for a Caller is considered “smart casual”, such as jeans, slacks, mid length shorts. Tank tops, flip flops, short shorts, sandals, etc. are not allowed. Inappropriately dressed callers may not be allowed to call a test.

Callers may not wear two-way personal electronic communication devices, i.e. Bluetooth headphones, etc. while calling a test. They may however read tests from a media device. Exception: Para athletes or athletes with hearing impairment may use a two-way communication device, provided a request for dispensation has been submitted in writing to competition management prior to the competition. If in attendance, the PRO (Provincial Rules Official) and judge must be advised of any dispensation.

Callers must position themselves so as not to obstruct the judge's view.

1.9 Elimination

All artificial appliances are prohibited in any class. Any incident in contravention of the HCBC Horse Welfare Statement may at the judge's discretion result in disqualification of the competitor from participating in the remainder of the competition.

After an entry enters the arena, if either the horse or the exhibitor becomes ill or is injured and cannot continue, the entry shall be eliminated from that class.

All horses must be serviceably sound. Any horse showing lameness, broken wind, or impairment of vision shall be refused an award.

Lack of complying to required appointments for a class will result in elimination of the competitor in that class specifying required appointments.

The judge shall have the authority to eliminate any entry from a class who at their discretion is not under sufficient control and or considered by the judge to be a safety risk.

The judge, and/or competition management have the authority to eliminate from the competition / event any exhibitor, owner, or agent, for cruelty or the abuse of a horse.

Obvious lameness is cause for elimination in all classes. The judge has the sole authority to make this decision, which is final, with no right to appeal or protest.

1.10 Unsportsmanlike Conduct

Any unsportsmanlike conduct by an owner, exhibitor, agent, or spectator including but not limited to abuse of one's horse, excessive use of foul language, intoxication anywhere on the grounds of the event, blatant disrespect for any other attendee at the event, or any other detrimental conduct shall jeopardize their right to further exhibit at the competition.

At any time, the judge, and/or competition management, may issue a first warning to any exhibitor, owner, or agent for any unsportsmanlike conduct. Upon failure to comply with this warning, the exhibitor, owner, agent, or spectator shall be disqualified from any further participation at the competition.

Any disqualification from a class or sanctioned competition for unsportsmanlike conduct by any person may be reviewed by the disciplinary committee of HCBC and or applicable breed or discipline association.

No points or awards may be given to any person or person's horses if they are disqualified from a sanctioned competition or event for any unsportsmanlike conduct.

1.11 Protests

Protests for any violation of HCBC competition/event rules at any HCBC sanctioned competition/event may be filed by an exhibitor, owner, trainer, spectator and or parent of a youth exhibitor at that show.

Inquiries must be made through a member of the competition committee regarding a decision. Should the competitor not be satisfied with the result of the inquiry, an official protest must be lodged to competition management. At no time may the judge be approached directly unless the competition specifically prints an exception to this policy. In the event contact with the judge is permitted, at no time will abusive or confrontational language or gesturing be tolerated, under penalty of elimination and possible further disciplinary action initiated.

The person lodging the protest shall do so in writing within 12 hours of the time of the cause of the protest and submit the protest to the competition management.

No protest will be recognized unless it is accompanied by a deposit of \$100.00 in cash, which shall be forfeited if the protest is not sustained.

Neither HCBC nor any organizing committee of the competition will recognize any protest that is not in writing, not signed, or not accompanied by the protest fee.

Any protest shall be adjudicated by a Protest Committee, consisting of two competition officials not involved in the dispute and a committee representative also not involved in the dispute.

1.11 Protests (cont'd)

An official of the competition /event, a director of HCBC, or Provincial Rules Official may file a claim at any HCBC sanctioned competition /event to either the competition committee or the Board of Directors of HCBC for any violation of HCBC recognized event rules.

The judge's decision representing his or her individual preference may not be protested unless it is in clear violation of the recognized event rules. The judge's decision will be considered final.

1.12 Procedure

Upon receiving a protest or a dispute, the Protest Committee shall promptly hold a hearing and obtain from any witnesses, all necessary information and evidence.

All persons directly involved and concerned shall be immediately notified and given the opportunity to attend a hearing.

The Protest Committee shall then adjudicate the issue impartially, make effective its decision upon the parties of interest and report its decision to the parties of interest. A report of the decision shall also be given to the HCBC Competition Manager

1.13 Appeals

An appeal of a Protest Committee's decision may be made to the HCBC Officer specializing in Competition and Sport.

Appeals must be made in writing within 20 days of the date of the Protest Committee's decision and must be accompanied by an appeal fee of \$300.00 payable to Horse Council BC.

The hearing on the appeal shall be heard within a 30-day period from date of filing.

The Appeal Committee of the Board of Directors of HCBC shall consist of two members of the HCBC Board plus one member from the competition organizing committee.

The competition organizing committee of a competition at which a protest is lodged and upheld, must hold all awards, points and prize money for the protested classes in escrow for a placed horse and all following horses, until after a 20-day appeal deadline has passed.

If no appeal is filed, then such awards, points and/or prize money will be awarded at the end of the appeal deadline.



Discipline Rules: Western Division

2.1 Western Performance

The following rules apply to Ranch Riding Horse, Ranch Trail, Trail, Western Performance, Western Equitation, Western Horsemanship, Western Pleasure, Western Riding, Command Class Divisions.

2.1.1. Attire

- Adults may wear either a western style hat or approved protective headgear.
- No rider may be penalized for wearing equestrian protective headgear or a safety vest in any class.
- Long-sleeved shirt with collar (band, stand-up, tuxedo, etc.) with sleeves rolled down, (jackets, sweaters, vests and rain slickers are optional).
- Long pants or clean conservative jeans.
- Western boots with a 1" heel.
- Chaps are optional.
- Gloves are optional.
- Ties are optional.
- Spurs are optional.

2.1.2. Elimination

- Any exhibitor being assisted by a second person inside or outside the arena.
- Any exhibitor striking, touching a horse forwards of the cinch with any object including the hands.
- Failure by exhibitors to wear correct number in a visible manner.
- Knocking over an obstacle or going off pattern.
- Excessive schooling or training.
- Illegal use of hands on reins.

2.1.3. Equipment

- Western type headstall must be used. A Western cavesson (braided or plain), or pencil bosal with space for two fingers placed between the cavesson and the jowl of the horse is allowed.
- Junior horses may compete in a regulation snaffle bit or bosal-type hackamore.
- Junior horses may compete with a Western curb bit using one hand only
- A horse of any age may be shown in a snaffle or hackamore
- The curb strap may be of leather or chain, must be at least ½" in width, and must lie flat against the jaw of the horse.
- Split or romel type reins.
- One hand only to be used to hold reins.
- Hackamore (see Section 8.1.4) Equipment for description.

9.1.3 Equipment (cont.)

- No metal, studs of any kind, or other harsh substances may be used in conjunction with or part of a
- bosal..
- A Hackamore (Bosal) is permitted and is defined as the use of a braided rawhide or leather bosal which is used in lieu of a regulation snaffle bit. It does not refer to a mechanical hackamore. There must be a minimum of a two finger (approximately 1 ½") between the bosal and the nose, and absolutely no metal under the jaw or on the noseband or in connection with the noseband. Bosals may be wrapped with smooth electrical tape to prevent rubbing.
- Any horse may compete with a western style bit or solid curb bit with one hand.
- Any horse may compete with a snaffle bit and split reins in two hands.
- Split or romal type reins may be used.
- A western style saddle is required.
- Bitless bridles are permitted.

2.1.4. Bits

- **Curb:** defined as a solid or broken mouthpiece that has shanks which act as leverage. Free of mechanical device and has 8-1/2" (215 mm) maximum length shank, which may be measured. Shanks may be fixed or loose. Mouthpieces, bars must be round, oval or egg shaped, smooth and unwrapped metal of 5/16" to 3/4" (8 mm to 20 mm) in diameter, measured 1" (25 mm) from the cheek. The mouthpiece may be two or three pieces. The port must be no higher than 3-1/2" (90 mm) maximum, with rollers and covers acceptable. Broken mouthpieces are standard. The curb strap may be of leather or chain, must be at least ½" in width, and must lie flat against the jaw of the horse
- **Snaffle:** Is defined as a conventional O-ring, egg-butt, D-ring, loose ring, full cheek, or western snaffle bit. The inside circumference of the ring must be free of attachments which would provide leverage. The mouthpiece may be two or three pieces. A three- piece, connecting ring of 1" to 1-1/4" (25 mm to 32 mm) or less in diameter, or a connecting ring of 1-1/4" (32 mm) or less in diameter, or a connecting flat bar of 3/8" to 3/4" (10 mm to 20 mm) measured top to bottom, with a maximum length of 2" (50 mm), which lies flat in the horse's mouth is acceptable.

Prohibited Equipment

- Draw Reins
- Bits with sharp edges, gag bits and donut and flat polo mouthpieces.
- Wire curb bit, regardless of how padded.
- Any chin strap narrower than ½" inch.
- Standing or running martingales or tiedowns
- Bosal without reins attached and used as a noseband
- Noseband
- Mechanical hackamores.

9.1.4 Bits (cont.)

- Horsehair Bosals
- Any Twisted wire mouthpiece
- Rope halters or bridles
- Standing or running martingales, nosebands on bridles, or tiedowns – EXCEPTION: Speed Events
- Whips, bats, quirts EXCEPTION: Speed Events
- Standard sliding, rundown or skid boots on the horse's rear fetlocks, polos or splint boots on the front legs. EXCEPTION: Western Horsemanship, Western Equitation, Speed Events

2.1.5. Horse

- A horse shall be considered to be one year of age on the first of January following the actual date of foaling.
- Junior Horses are five years of age or younger as of January 1 of the current year.
- Senior horses are six years of age or older as of January 1 of the current year.

2.2 Ranch

Riding, Trail, Reining, Pleasure

The performance requirements of the ranch riding horse should reflect the versatility, movement, and willingness of a working ranch horse demonstrating attributes desirable in a horse working outside the confines of an arena. Performance should demonstrate the horse's ability to perform patterns with forward ground covering gaits while responsive to aids under control of the rider. Light contact with the reins and riders' aids should be consistently maintained and rewarded throughout the performance test. Lack of contact in bridle or horse shown on a full drape of reins will be penalized. The overall manners and responsiveness of the horse while performing the skill tests required in a working pattern simulating ranch horse work, and the horse's quality of movement are the primary considerations to be rewarded.

Appointments

- No banding
- No artificial or nerved tails
- Hoof black is not recommended

2.2.1. Class requirements

- The required maneuvers for all test patterns must include the walk, trot, and lope in both directions.
- Extended trot and extended lope must be shown a minimum of one direction.
- Halt, and rein back are all required movements in all test patterns.

9.2.1 Class requirements (cont.)

- In addition, a minimum of three (3) “optional maneuvers” are required to be included in combination with the above required movements in all test patterns.
- Optional maneuvers selected may include: a side pass, leg yield, turns of 360 degrees, change of lead (simple change or flying change), walk, trot, or lope over a pole(s), or any reasonable combination of these “optional maneuvers” that are appropriate for a working ranch horse to perform in routine work.
- The maneuvers may be arranged in various combinations with final approval of pattern required by the Judge.
- The use of natural logs, posting in extended trot, touching or holding the saddle horn, is permitted with no penalties.

2.2.2. Equipment (please see Section 8.1.4 for a list of acceptable equipment)

- Breast collar and or rear cinch are optional
- Silver is permitted on tack but must not influence score over good working ranch horse equipment

2.2.3. Gaits

- The walk should demonstrate a natural ground covering stride, with a regular, rhythmic four beat gait.
- The trot should demonstrate a free forward moving natural two beat gait with a ground covering stride, not a jog.
- The extended trot should demonstrate an obvious, well-defined lengthening of the stride, covering more ground in a regular rhythm and demonstrate soft responsive transitions and can be ridden rising or standing. The horn may be held.
- The lope is a natural, clear 3 beat gait demonstrating a relaxed, rhythmic, balanced forward stride.
- The extended lope should be an obvious lengthening of each stride, covering more ground in a regular rhythm, not running or racing.
- In all gaits, the horse should display a level, or slightly above level topline, with a bright, attentive expression.
- Quickening of the pace or rhythm with little lengthening of each stride should be penalized.
- Transitions should be well defined and performed where designated in the pattern with smoothness and responsiveness to the rider’s aids.
- The overall cadence, balance, and quality of performance with emphasis on free forward moving gaits should be rewarded.

2.2.4. Scoring

- Each horse will work in arena individually, performing both the required and optional maneuvers in a test pattern, being scored on the basis of 0 – 100, with 70 denoting an average performance.
- Each maneuver will receive a score that should be added or subtracted from 70, and is also subject to a penalty score that is subtracted.
- Each maneuver will be scored on the following basis; -1 extremely poor, - ½ poor, 0 correct, + ½ good, +1 very good, +1 ½ excellent.
- Maneuver scores are to be determined and assessed independently of penalty points.
- No penalties are assessed for nicks/rubs of logs but may be considered in maneuver score.

2.2.5. Penalties

Penalty points are assessed for minor and major faults each time on the following basis.

One (1) point penalties

- Too slow pace/ per gait
- Over bridled/ curled
- Out of frame (not level topline)

Three (3) point penalty deduction for each occurrence:

- Break of gait at walk or jog for 2 strides or less
- Break of gait at walk or trot for more than 2 strides
- Break of gait at lope
- Wrong lead
- Cross cantering or out of lead more than 2 strides when changing leads
- Draped reins
- Trotting more than 3 – 4 strides during a simple change of lead
- Severe disturbance or resistance on any obstacle

Five (5) point penalty deduction for each occurrence

- Two hands on the bridle
- Blatant disobedience (kick, bite, buck, rear) for each occurrence.

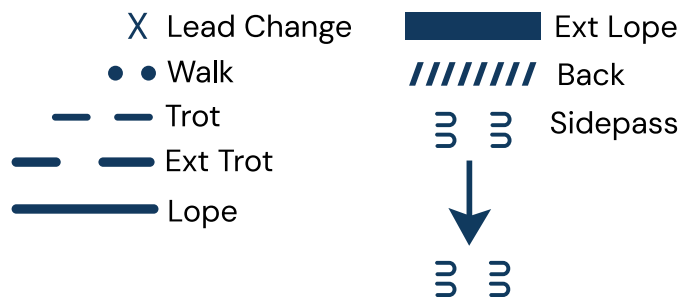
Zero (0) score – Elimination

- Any pattern maneuver not performed
- Off pattern may not place over a on pattern horse.
- Illegal equipment.
- Incomplete maneuver.
- Major disobedience (over 20 seconds resistance)
- Schooling of the horse repeatedly in any maneuver or obstacle will result in elimination.
- Willful abuse will result in elimination.

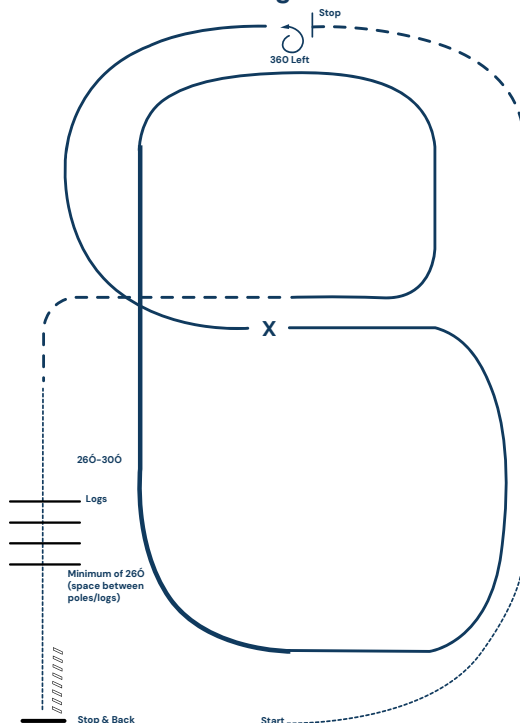
2.2.6. Patterns

1. May be modified with final approval of the Judge required prior to the competition
2. Where possible test patterns to be used should be published in the prize list and determined prior to the closing date of entries.
3. Different test patterns may be used on each day of a multi-day competition, with the average score of 2 (or more) test patterns performed combined and the average score to determine championship.

2.2.7. Pattern symbols



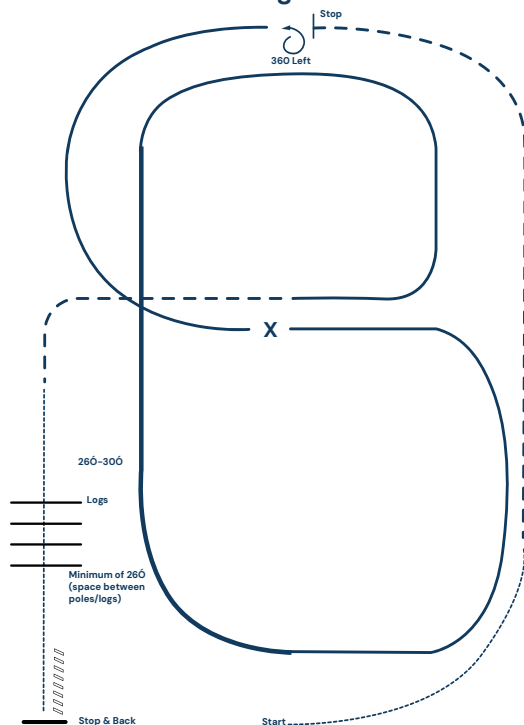
Ranch Riding Pattern 1



1. Walk
2. Trot
3. Extend the trot, at the top of the arena ,stop
4. 360 degree turn to the left
5. Left lead 1/2 circle, lope to the center
6. Change leads (simple or flying)
7. Right lead 1/2 circle
8. Extended lope up the long side of the arena (right lead)
9. Collect back to a lope around the top of the arena and back to center
10. Break down to an extended trot
11. Walk over logs
12. Stop and back

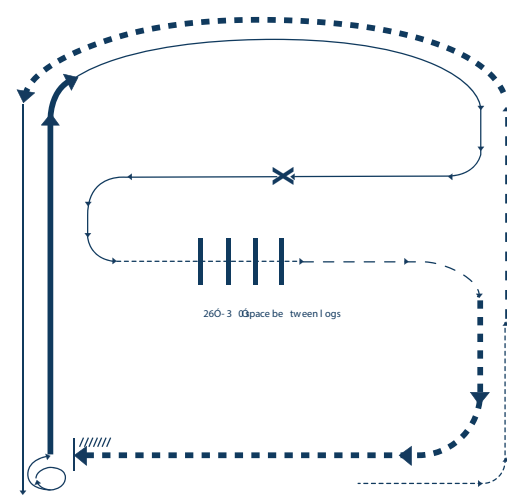
9.2.7 Pattern symbols (cont.)

Ranch Riding Pattern 1



1. Walk
2. Trot
3. Extend the trot, at the top of the arena ,stop
4. 360 degree turn to the left
5. Left lead 1/2 circle, lope to the center
6. Change leads (simple or flying)
7. Right lead 1/2 circle
8. Extended lope up the long side of the arena (right lead)
9. Collect back to a lope around the top of the arena and back to center
10. Break down to an extended trot
11. Walk over logs
12. Stop and back

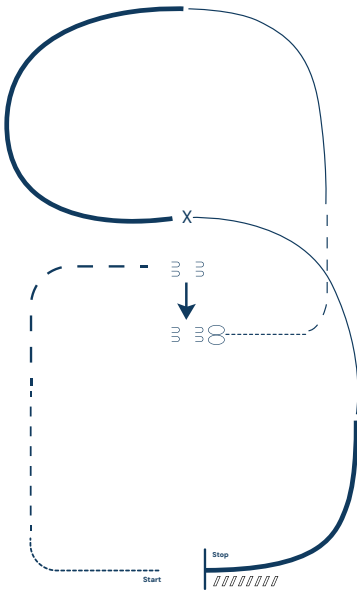
Ranch Riding Pattern 2



1. Walk
2. Trot
3. Extended trot
4. Left lead lope
5. Stop, 11/2 turn right
6. Extended lope
7. Collect to working lope-right lead
8. Change leads (simple or flying)
9. Walk
10. Walk over logs
11. Trot
12. Extended trot
13. Stop and back

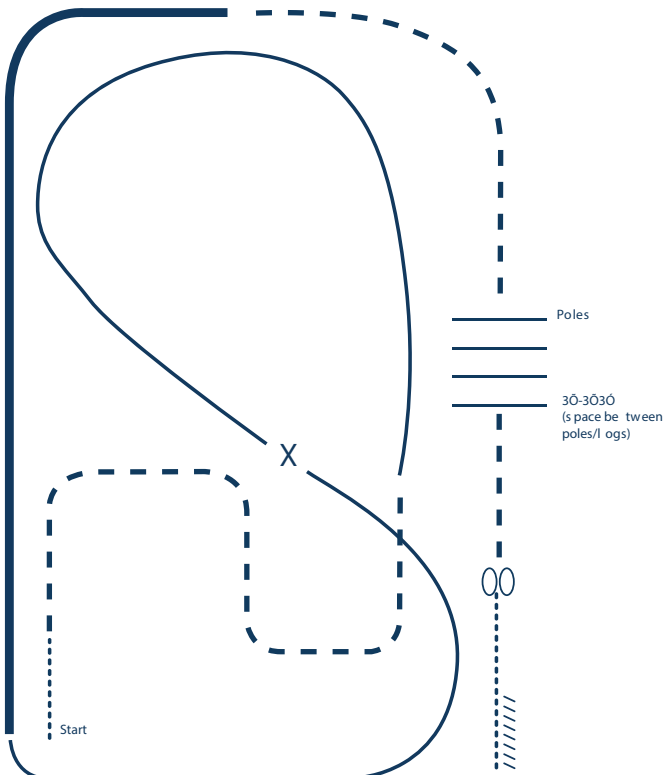
9.2.7 Pattern symbols (cont.)

Ranch Riding Pattern 3



1. Walk to the left around the corner of the arena.
2. Trot
3. Extend alongside of the arena and around the corner to center
4. Stop, side pass right
5. 360 degree turn each direction (either way first)
6. Walk
7. Trot
8. Lope left lead
9. Extend the lope
10. Change leads (simple or flying)
11. Collect to the lope
12. Extend the trot
13. Stop and back

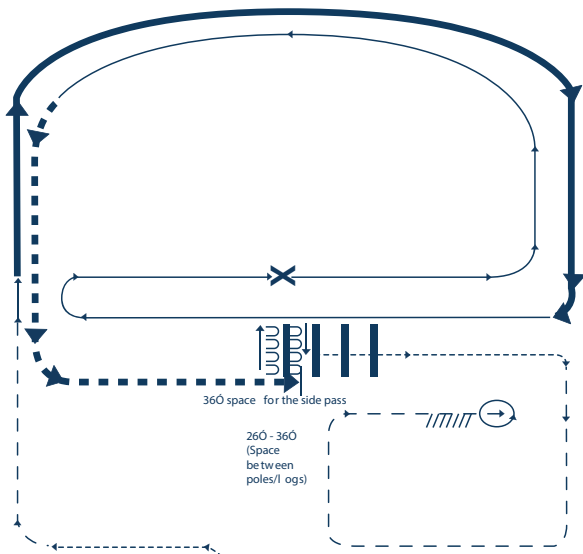
Western Riding Pattern #4



1. Jog serpentine
2. Lope left lead around the end of the arena and then diagonally across the arena
3. Change leads (simple or flying) and lope around the corner of the arena
4. Extended jog around the corner of the arena
5. Collect to a jog, jog over logs
6. Stop, do a 360 degree turn each direction (either direction first)
7. Walk

9.2.7 Pattern symbols (cont.)

Ranch Riding Pattern 5



1. Walk
2. Trot
3. Extended lope, right lead
4. Lope right lead
5. Change leads (simple or flying)
6. Lope left lead
7. Extended trot
8. Stop, side pass left, side pass right ½ way
9. Walk over logs
10. Walk
11. Trot square
12. Sop 360 degree turn left, back

2.3 Ranch Trail Horse

Ranch trail horse should be a test of the horse rider combination (competitor) on their ability to execute required maneuvers and or obstacles encountered during everyday ranch trail work. The competitor is judged on the correctness, efficiency, accuracy and execution through a series of obstacles or maneuvers referred to as the course.

Emphasis is on the attitude, responsiveness, and mannerisms exhibited by the horse, while at the same time assessing the rider's effectiveness and horsemanship skills. An ideal ranch trail horse should have a natural ranch horse appearance from head to tail, demonstrate confidence, attentiveness, calmness and ride-ability throughout the entire course.

2.3.1. Course

- At the discretion of show management, the class course map, may be published, provided, or posted prior to the day of competition.
- Providing copies of printed course maps at the competition for exhibitors is encouraged.
- A ranch trail course must include no less than six and no more than ten obstacles.
- Course design must ensure that obstacles are not hazardous or unsafe for the horse, or rider and be constructed as to reduce the risk of accidents.
- Course design obstacles should be appropriate to ranch work and are not to trap or eliminate a horse/rider team by making an obstacle too difficult.
- An outdoor natural setting is recommended where appropriate terrain is available.
- Course designers must set the course to best fit the arena conditions.
- Each single performance event can be time consuming, so it is imperative that time restrictions are considered.

9.3.1 Course (cont.)

- The course designer or show committee, either through a pilot run, or estimate, shall select a course that has a continuous and positive flow that can be negotiated in approximately five minutes or less.
- Judges must walk the course prior to starting class and have the final authority to alter the course at their sole discretion where safety concerns are a consideration.
- Judges may remove or change any obstacles they deem unsafe, non-negotiable, or unnecessarily difficult at any time prior to or during a class.
- If at any time a trail obstacle becomes unsafe during a class, it shall be repaired immediately or removed from the course at the discretion of the judge.
- If an obstacle cannot be repaired during a class and some competitors have completed the course, the score for that obstacle shall be deducted from all previous competitor runs in that class.

2.3.2. Gaits

- It is mandatory that the horse be asked to walk, trot and lope during the course.
- Walk can be part of obstacle score or be scored approaching an obstacle.
- Trot must be at least 35 feet and may be scored with or on the approach to an obstacle.
- Lope must be lead-specific, at least 50 feet and may be scored with or on the approach to an obstacle.

2.3.3. Judging

- The Judge is expected to focus attention based on the performance of horse and horsemanship skills of the rider at each obstacle and how they maneuver over the entire course.
- A judge at their sole discretion may ask a competitor to pass on any obstacle after three refusals or attempts at an obstacle lasting more than 15 seconds, or at any time on course for safety concerns.
- A Ranch Trail scoresheet for each class must be provided to the judge
- A scribe is necessary to assist the Judge in keeping a record of each competitor's obstacle and maneuver scores and recording any credit or penalties scores applied over the entire course.
- The Judge is responsible to ensure the scribe has recorded scores and calculated the final score correctly at the end of each competitor performance.
- The Judge must be provided enough time at the end of every class to verify scores, confirm the final placings by entry number, and sign scoresheet.
- The competition name, class #, date, location, Judge's name and signature line must be listed on all scoresheets for official results.
- At the sole discretion of show management final scores or placings may be posted on a separate score report.
- Judges scoresheets are official results of the competition and generally not used for results posting.
- Any competitor may request and be permitted to view a Judge Scoresheet in the show office.
- Ranch Trail scoresheets can be found to download and print on the Horse Council BC website at link; <https://hcbc.ca/competitions/competition-documents/>

2.3.4. Obstacles

The course must include each of the following mandatory obstacles:

Ride Over: (obstacles on the ground, usually logs)

- A Ride Over obstacle at a minimum of one gait is mandatory.
- Gaits of walk, trot, or lope may be used.
- Additional ride overs in other gaits on the same course are optional.

The formation of Walk-overs, Trot-overs and Lope overs may be straight, curved, zigzagged or raised.

- Walk-overs: Walk over no more than five logs, not more than 10 inches high, spaced 26 – 30 inches apart
- Trot - overs: Trot over no more than five logs, not more than 10 inches high. Spacing between logs or poles should be 36 – 42 inches apart
- Lope-overs: Lope over no more than five logs, not more than 10 inches high. Spacing between logs should be 6 to 7 feet apart

Gate (opening, passing through, and closing)

- The type of gate used must not endanger the horse or rider.

Bridge

- A ride over wooden bridge that must be sturdy, safe, and negotiated at a walk only. Heavy plywood lying flat on the ground is an acceptable simulation of a bridge.
- The minimum width of any bridge shall be 36 inches wide, and length at least 6 feet long. A bridge may be raised up to a maximum of 10 inches in height.

Backing

- Obstacles are to be spaced a minimum width of 28 inches. If elevated, 30-inch width spacing is required.
- Backing through and around at least three markers per obstacle is required.
- Backing through L, V, and U shaped or straight lines combined into one obstacle, similarly shaped obstacle is required.
- The obstacle may be elevated not more than 24 inches.

Side Pass

- Any object which is safe and of any length may be used for obstacle to demonstrate responsiveness of the horse to leg signals.
- Raised side pass obstacles should not exceed 12 inches.

9.3.4 Obstacles (cont.)

Drag (an object)

- May be used for open, cowboy and amateur classes ONLY. The drag is not to be used in youth classes.
- Drag may be a complete figure eight pattern and may begin in either direction.
- The exhibitor must have the rope dallied on the saddle horn (half or full dally) for the duration of the drag.

Optional Obstacles

- Obstacles that can be found in everyday ranch work may be used or any combination of obstacles on a course plan.

Optional obstacles may include, but are not limited to:

- A jump obstacle where center height is not less than 14 inches high or more than 25 inches high. Holding the saddle horn is permissible for this obstacle.
- Live or stuffed animals or animal hide that be encountered in an outdoor setting may be used. These should not be used in an attempt to spook a horse.
- Carry object from one part of the arena to another.
- Remove and replace materials from a mailbox.
- Trot through cones spaced a minimum of 6 feet apart.
- Cross natural ditches or ride up embankments.
- Swinging a rope or throw rope at a dummy steer head. Step in and out of obstacle.
- Putting on slicker or coat while mounted.
- Ground tied horse for rider to mount with mounting block.
- Walk through water obstacle.
- Open gate on foot.
- Dismount and pick up horses' feet
- Walk through brush.
- Ground tie horse. Rider must walk away from horse a minimum of 15 feet before returning to horse
- Lead horse at the trot.

Prohibited Obstacles

Examples of prohibited obstacles but not limited to the following examples are: tarps, water obstacles with slick bottoms, PVC pipe used as a jump or walk over, tires, rocking or moving bridges, logs elevated in a manner that permits log to roll in a dangerous manner, are prohibited.

2.3.5. Scoring

- All course scoring begins upon the competition entering the arena. Any infractions are subject to penalty marks at that time (such as two hands on the reins, using either hand to instill fear or praise, etc.)
- The rider has the option of eliminating any obstacle, however, this will result in an “OP” score for that obstacle and competitor being “off pattern”.
- The “off pattern” competitor may not place higher a competitor who completes all obstacles and course plan correctly.
- A base score of 70 points is used, with penalties or credits awarded for each maneuver and or obstacle. Penalty and credit scores are added or subtracted accordingly from the base score of 70 points to determine a total final score.
- If any competitors have already completed the obstacle prior to it becoming unsafe, the score for that obstacle shall be removed from all competitor runs in that class.
- Competitors are placed in each class based on the final scores in descending order of high score to low score.
- Where there is a tie for placing in a class, the competitors remain tied.
- The total penalties and credits for each maneuver and obstacle, are added or subtracted accordingly to a base score of 70 points for a final score. Final Scores are used to determine the placings of competitors in all classes.
- Credit points are scored for each obstacle and maneuver score when performed smoothly, correctly and efficiently.
- Horses may receive credit for attentiveness, willingness, and ability to negotiate through the obstacles efficiently while being responsive to light aids of the rider.
- Credits are awarded as: (0) Correct: (+ ½) Good: (+1) Very Good: (+1 ½) Excellent.
- Maneuver and obstacle scores are awarded for each obstacle and maneuver using the following scoring method: (-1½) Extremely Poor: (-1) Very Poor: (-½) Poor: (0) Correct: (+½) Fairly Good: (+1) Good: (+1 ½) Very Good.
- Quality of gaits demonstrating a forward correct movement may be considered as part of the maneuver score. The horsemanship skill of the rider may be assessed as a separate score included in total score or may be considered as part of the maneuver score.

2.3.6. Penalties

Penalty points are assessed at the discretion of the judge for each obstacle and maneuver where applicable. The following are examples, but not limited to, performance factors which may receive penalty points:

One (1) Point Penalties

- Over-bridled (per maneuver),
- out of frame (per maneuver),
- each hit, bite or stepping on a log, cone, plant or any component of the obstacle,

9.3.6 Penalties (cont.)

- incorrect or break of gait at walk or trot for two (2) strides or more.
- skipping over or failing to step into required space of obstacle.
- split pole in lope-over or incorrect number of strides,
- moving one step or more on mount/dismount except shifting to balance, or on ground tie.

Three (3) Point Penalties

- Wrong lead or out of lead.
- draped reins.
- break of gait at lope.
- break of gait at walk or trot for more than two (2) strides.
- moving two to three steps on mount/dismount on ground tie.
- One foot stepping off of or falling out of an obstacle, if this happens more than once the penalty will be 5 points

Five (5) Point Penalties

- Spurring in front of cinch.
- blatant dis-obedience(s).
- use of either hand or rein to instill fear.
- use of two hands per maneuver.
- more than one finger between split reins or any fingers between romal reins per maneuver.
- knocking over, stepping out of or falling off an obstacle.
- dropping an object required to be carried.
- 1st or 2nd cumulative refusal.
- letting go of gate,
- four or more steps on mount/dismount or ground tie.

Off pattern (OP) score:

Includes obstacles or maneuvers not executed in correct order, leaving working area before pattern is complete; 3 refusals on course; repeated blatant disobediences.

Elimination (E)

Lame horse, abuse of horse, illegal equipment, misconduct, improper attire, fall of horse or rider, constitutes elimination of competitor from class results.

2.4 Trail Horse

The Trail Horse class is judged on the performance of the horse over and through obstacles, with emphasis on manners, quality of movement and response to the rider. A good trail horse is a pleasure horse with the ability to navigate obstacles with safety, alertness and willingness.

2.4.1. (a) Course

- A trail course should consist of a minimum of six to ten obstacles; three mandatory and at least three optional.
- The walk, jog and lope must be incorporated into the Trail pattern of suitable duration to determine a horse's way of going.
- Flying change of lead is not an obstacle and is optional.
- Horse must be worked on an individual basis, and rail work as an entire class is not allowed
- The judge should walk the course prior to the start of the event and has the right to adjust the course and/or to remove any obstacle deemed unsafe.
- All distances must be measured.

2.4.2. Obstacles (not limited to)

- Gate: (Open, pass through, and close a gate) gate should be solid, safe and swing both ways, not likely to fall over and not have any protruding parts, nails etc. that might cause injury. Gates may be metal, wood or rope.
- Logs / poles: no rolling poles, can be straight, zigzag or raised. Elevated poles must be secure and not able to roll.
- Walk overs: spacing minimum 20" - 24" at ground level; may be elevated up to 12"
- Jog overs: (cavelleti); spacing minimum 3' – 3'3" and may be elevated to a height of 8"
- Lope overs: Spacing minimum 6' – 7' and not elevated.
- Side Pass: Height must not exceed 12" if elevated
- Backing Obstacle: minimum spacing of 30" ground level, 32" if elevated, or back through and around three markers, or back through L, V straight or similar shaped course, not to exceed 12"
- All obstacles must be secure and if elevated must remain stationary.
- If an obstacle becomes unstable, the obstacle will be removed from the previous riders' scores

Optional Obstacles

- Bridge: Care must be taken that any bridge is solid and safe.
- Serpentine: (jog around).
- Water hazards
- Carrying and placing an item
- Coat – put on and remove
- Square – rider enters square and executes turn
- Mailbox

9.4.2 Obstacles (not limited to) (cont)

Prohibited Obstacles

- Tires
- Animals
- Hide
- PVC Pipe
- Jumps over 18"
- Rocking or moving bridges
- Water boxes with floating or moving parts.
- Flames, dry ice, fire extinguishers etc.
- Pool noodles

2.4.3. Scoring

- Scoring will be on the basis of 70 denoting an average performance.
- Each obstacle will receive an obstacle score that should be added or subtracted from 70 and is subject to a penalty that should be subtracted.
- Each obstacle will be scored on the following basis, ranging from plus 1½ to minus 1½;
- 1½ extremely poor, -1 very poor, - ½ poor, 0 correct, ½ good; +1 very good,
- +1½ excellent.
- Obstacle scores are to be determined and assessed independently of penalty points.

Half (½) Point Penalties

- Each tick of log, pole, cone or obstacle.

One (1) Point Penalties

- Each bite of or hit of or stepping on a log, pole, cone or any component of the obstacle.
- Incorrect gait (including break of gait) at a walk or jog for two strides or less.
- Both front or hind feet in a single-stride slot or space.
- Skipping over or failing to step into required space.
- Split pole in lope-over.
- Failure to meet the correct strides on trot-over and lope-over obstacles.

Three (3) Point Penalties

- Break of gait or incorrect gait at walk or jog for more than two strides.
- Out of lead or break of gait at lope (except when correcting an incorrect lead).
- Knocking down or severely disturbing an obstacle
- Stepping outside the confines of, or falling, jumping off, or out of an obstacle with one foot.

9.4.3 Scoring (cont.)

Five (5) Point Penalties

- Dropping an object that is required to be carried.
- First refusal, balk or attempt to evade an obstacle by shying or backing more than two strides away.
- Stepping outside the confined of, falling or jumping off or out of an obstacle with more than one foot.
- Loss of control or letting go of gate or dropping rope gate.
- Blatant disobedience (kicking out, biting, rearing, striking)
- Second refusal, balk or attempt to evade an obstacle by shying or backing more than two strides away. After the second refusal, the Judge shall direct the exhibitor to move to the next obstacle.
- Failure to complete obstacle
- Use of hand to instill fear or praise

Disqualification

- Use of more than one finger between reins.
- Use of romals other than as outlined in rule.
- Performing the obstacles incorrectly or other than in specified order.
- No attempt to perform an obstacle.
- Equipment failure that delays completion of pattern.
- Excessively or repeatedly touching the horse on the neck to lower the head.
- Failure to enter, exit or work obstacle from correct side or direction, including overturns of more than ¼.
- Failure to work an obstacle as described by the course.
- Riding outside designated boundary of the arena or course area.
- Changing hands on reins, when riding in one hand, except to negotiate an obstacle.
- Third refusal, balk, or evading an obstacle by shying or backing anywhere on course.
- Failure to demonstrate correct gait between obstacles as required.
- Failure to follow the correct line of travel between obstacles.
- Fall of horse and or rider on course.
- Use of prohibited appointments.

2.5 Western Equitation

The exhibitor is judged on his or her ability to ride and control a horse correctly. Good hands are paramount. The exhibitor's seat, hands and basic position are of most importance. The equitation class is to determine the riding ability of the rider and the judge will bear this in mind at all times

2.5.1. Class Rules

- All competitors may be asked to work individually as they enter the ring, or directly from the gate.
- The whole class, or just the finalists, must work on the rail at all three gaits; walk, jog, lope, at least one direction of the arena.
- The judge will use the tests to determine the top riders to be called back for rail work.

2.5.2. Western Equitation Tests

- Walk, jog, trot, lope, or gallop in a straight line, curve, or circle, or any combination of these gaits and patterns, such as a figure eight, etc.
- Halt.
- Back.
- Individual performance on the rail.
- Turn on the haunches, including spins and rollbacks.
- Simple change of lead through the trot, walk or halt, in a straight line, figure 8 or any other pattern.
- Flying change of lead in a straight line, figure 8, or any other pattern
- Ride without stirrups.
- Figure Eight at the jog.
- Lope and stop.
- One Figure Eight demonstrates two changes of lead and is completed by closing the last circle and stopping in the center of the eight.
- Ride serpentine course, demonstrating change of lead, either simple or flying.

2.6 Western Horsemanship

Riders will be judged on seat, hands, performance of horse, appointments of horse and rider, and suitability of horse to rider. Rider should appear comfortable, relaxed with good posture. Gaits should be consistent and horse manageable and under control.

Results as shown by performance of the horse are NOT to be considered more important than the method used in obtaining them.

2.6.1. Class Rules

- Competitors will be asked to execute a pattern.
- Patterns must be posted a minimum of one hour prior to the start of the class
- Competitors may or may not be asked to demonstrate rail work.
- Competitors will not be required to mount and dismount and will not be asked to change horses.
- In Western Horsemanship classes where a (pattern) routine is required, the use of shin, bell boots and/or protective bandages on the front legs and standard sliding or rundown boots on the rear fetlocks is permitted.

2.6.2. Horsemanship Tests

- Back.
- Individual performance on the rail.
- Walk, jog, trot, lope, or gallop in a straight line, curve, or circle, or any combination of these gaits and patterns, such as a figure eight, etc. (Markers helps to standardize a pattern and guide riders, but can also increase the degree of difficulty, so their placement should be carefully planned and indicated in the posted pattern).
- Figure Eight at the jog.
- Lope and stop.
- One Figure Eight demonstrates two changes of lead and is completed by closing up the last circle and stopping in the center of the eight.
- Change leads down center of ring, demonstrating change of lead
- Ride serpentine course, demonstrating change of lead at each change of direction.
- Execute 360 degree turns.
- Sidepass

2.6.3. Scoring

Minor Faults

- Seat - sitting off center, losing center of balance, sway back, or round back.
- Hands - unsteadiness, incorrect position.
- Legs; uneven stirrups, motion in legs, insufficient weight in stirrups, incorrect position
- Control; breaking gait, improper halt or backing
- General; ill-fitting equipment, turned out overall appearance

Major Faults

- Seat - excessive body motion, popping out of saddle.
- Hands - heavy hands, constant bumping, horse's mouth open, restrictions causing less than 16" of rein slack between hands, touching saddle to prevent fall.
- Legs - excessive spurring, loss of contact between legs and saddle, foot and stirrup, loss of stirrup.
- Control - breaking gait, allowing horse to back crooked, missing leads, failure to back.
- General - improper appointments, excessive voice commands, excessive circling, major delays in transitions

Elimination

- Fall of horse or rider
- Two handing reins, when showing in a shank bridle
- Finger between romal reins.

2.7 Western Pleasure

Western Pleasure horses are to be judged on performance, manners, conformation, quality and substance. A good pleasure horse is responsive, and gives the appearance of being fit and a pleasure to ride. Maximum credit should be given to the flowing, balanced and willing horse. A minimum of 20% of the judging shall be placed on condition and conformation.

2.7.1. Class Rules

- Horses to be shown at a walk jog and lope on a reasonably loose rein or light contact with undue restraint.
- Horses must work both ways of the ring at all three gaits to demonstrate their ability with different leads and gaits.
- Horses may be asked to extend the walk, jog, or lope, one or both ways of the ring. A moderate extension of the jog is a definite two beat lengthening of stride.
- At the Judge's discretion, all horses, or just the finalists, will be required to back. Horses are required to back easily and stand quietly.
- Exhibitors shall not be asked to dismount except in the event the Judge wishes to check equipment

2.7.2. Faults (scored according to severity)

- Head carried too low, the poll below the withers, severity to be considered the same as a wrong lead.
- Head carried too high.
- Excessive nosing out.
- Over flexing or straining neck in the head carriage so the nose is carried behind the vertical.
- Excessive speed (any gait).
- Excessive slowness in any gait, loss of forward momentum (resulting in an animated and/or artificial gait at the lope)
- Wrong lead.
- Breaking gait
- Failure to take the appropriate gait when called for (during transitions, excessive delay will be penalized).
- Touching horse or saddle with free hand.
- Opening mouth excessively.

2.8 Western Riding

Western Riding is based on the performance of a sensible, well-mannered, free and easy moving horse. The horses should perform at a reasonable speed and are judged on the riding qualities of the required gaits, change of leads, and response to the exhibitor, manners, disposition and intelligence.

2.8.1. Class Rules

- The judge will select one of the nine patterns to be performed.
- The judge is responsible for the pattern being correctly set.
- It is important the horse changes leads correctly, executing flying changes with said changes being made as close to a mid-way point between markers. Eight or ten markers are required (cones or pylons are recommended).

2.8.2. Scoring

Scoring will be on the basis of 0 to 100 with 70 denoting an average score. Points will be added or subtracted on the following basis: -1 ½: extremely poor; -1: very poor; -1/2: poor; 0: average;

+1/2: good; +1: very good; +1 ½: excellent.

Scoring Credits

- Change of leads, hind and front simultaneously.
- Changes at designated point.
- Accurate and smooth pattern.
- Easy to guide and control with rein and leg.
- Manners and disposition.

Scoring Faults

- Opening mouth excessively or raising head on maneuvers.
- Anticipating signals or lead changes.
- Stumbling.
- Losing of stirrup or holding on.
- Any unnecessary aid given by the rider, such as talking petting, or any spurring, quirting or jerking of reins.

2.8.3. Penalties

Half (½) Point Penalties:

- Ticking (light touch) log.
- Hind legs skipping or coming together during lead change
- Out of lead from ½ to one stride.

One (1) Point Penalties:

- Breaking gait at walk or jog up to two strides.
- Hitting the log.
- Out of lead for more than one stride to the cone
- Splitting the log (log between the two front or two hind feet) at a lope.

9.9.3 Penalties (cont.)

Three (3) Point Penalties

- Breaking gait at lope.
- Simple lead change.
- Additional lead changes anywhere on the course.
- Not performing the specific gait (jog or lope) or stopping when called for in the pattern, within 10' of the designated area.
- Break of gait at walk or jog for two or more strides.
- Out of lead prior to the designated change from the cone to the previous change area or out of lead after designated change from the cone to the next designated change area.
- In patterns 1 and 3, failure to start the lope within 30' after crossing the log at the jog.

Five (5) Point Penalties

- Use of the free hand to instill fear or praise in a horse
- Failure to change leads (including cross cantering).
- Failures to change, including cross cantering, at two consecutive change areas would result in 10 penalty points.
- Kicking out.
- Blatant disobedience.

Elimination

- An incomplete pattern.
- Incorrect order of maneuvers.
- Knocking over markers.
- Passing on the wrong side of markers.
- Missing the log.
- Fall of horse or rider.
- Changing hands on reins if riding in one hand.
- Use of prohibited appointments.
- Off pattern.
- Willful abuse.
- Major refusal – stop and back two strides or four steps with front legs.
- Major disobedience – rearing, schooling.
- Failure to start lope prior to end cone in pattern 1.
- Failure to change leads and/or performance of four or more simple lead changes.

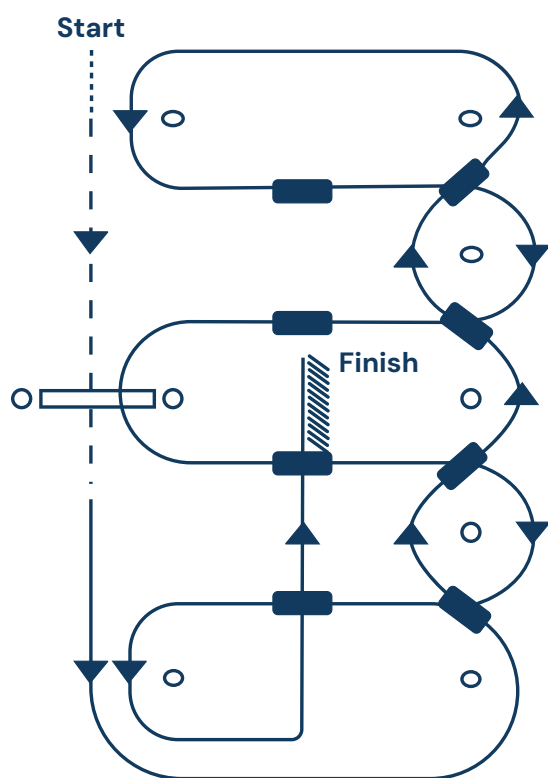
2.8.4. Patterns

The eight small circles represent pylon markers, which are recommended a) These should be separated by a uniform measured distance of not less than 30' or more than 50' on the side with five markers.

It is recommended that markers be set a minimum of 15' from the fence.

The rectangle represents an obstacle (one small log recommended), minimum of 8' in length. The long or serpentine line indicates the direction of travel and the gaits at which the horse is to move.

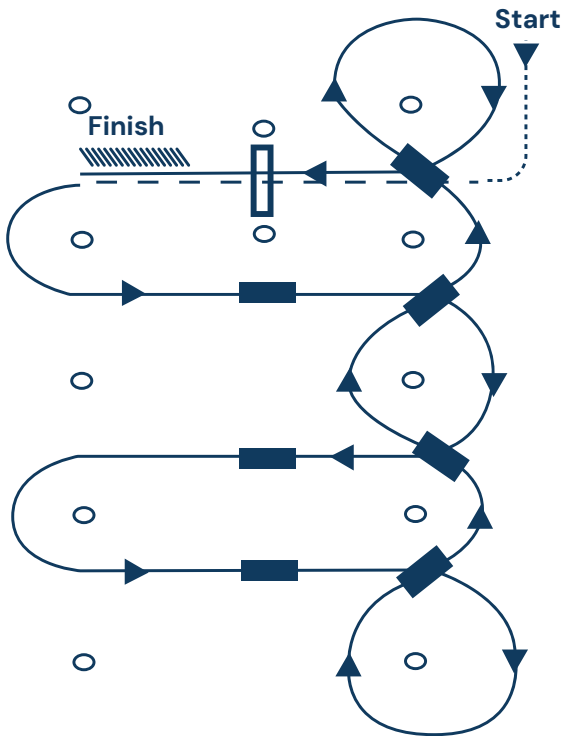
Western Riding Pattern #1



1. Walk and jog over log.
2. Transition to left lead and lope around end.
3. First line change.
4. Second line change.
5. Third line change.
6. Fourth line change and lope around end of arena.
7. First crossing change.
8. Second crossing change.
9. Lope over log.
10. Third crossing change.
11. Fourth crossing change.
12. Lope up center, stop and back.

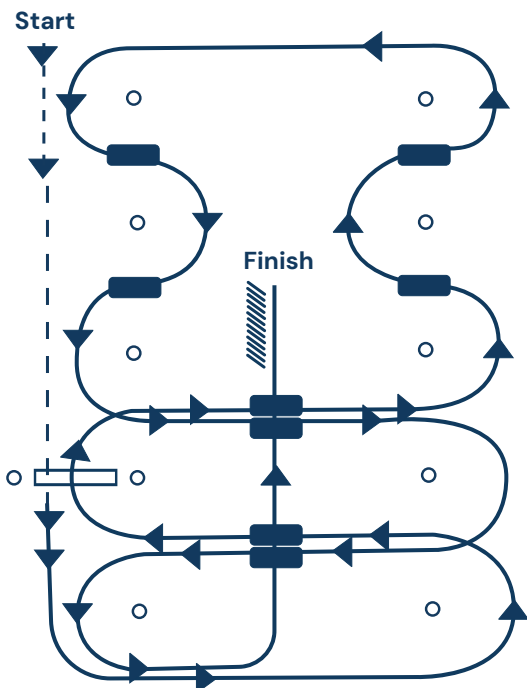
9.8.4 Patterns

Western Riding Pattern #2



1. Walk, transition to jog, jog over log.
2. Transition to left lead.
3. First crossing change
4. Second crossing change
5. Third crossing change
6. Circle and first line change.
7. Second line change
8. Third line change.
9. Fourth line change and circle
10. Lope over log.
11. Lope, stop and back.

Western Riding Pattern #3



1. Walk, transition to jog, jog over log.
2. Transition to left lead.
3. First crossing change.
4. Lope over log.
5. Second crossing change.
6. First line change.
7. Second line change.
8. Third line change.
9. Fourth line change.
10. Third crossing change.
11. Fourth crossing change.
12. Lope up the center, stop and back.

2.9 Western Showmanship

The horse is the means by which the exhibitor demonstrates his or her ability to show a horse at halter. The ideal showmanship performance consists of a poised, confident, neatly attired exhibitor, leading a well-groomed and conditioned horse that quickly and efficiently performs the requested pattern with promptness, smoothness, and precision. Conformation of the horse is not a factor in judging showmanship.

2.9.1. General Class Rules

- The competitor will show the horse in the posted pattern.
- Each exhibitor will be required to present his or her horse individually.
- Exhibitors should be prepared to follow any request made by the Judge or the Ringmaster.
- The exhibitor should attempt at all times to keep an unobstructed view of the Judge, must always be presenting the horse, and always know what his or her horse is doing.
- The exhibitor should not touch the horse with their hands or feet, or visibly cue the horse by pointing their feet at the horse during the set up.
- It is permissible for a Judge to ask the exhibitor questions concerning horsemanship and conformation. Questions should be in accordance with the exhibitor's age and knowledge potential.
- When leading the horse in a halter, the exhibitor's right hand should be on the lead shank and not on any part of the chain; about 8" – 12" from the halter (younger exhibitors may need to use a longer hold on the shank). The excess shank is held in the left hand, either coiled or in a figure eight at the discretion of the exhibitor.
- Youth competitors must wear properly fitted approved BSI or ASTM protective headgear, with safety harness correctly secured at all times while on the competition or event grounds and in ALL classes and Performance Divisions.

2.9.2. Equipment

- The halter may be of leather, rope or nylon and as close to proper class appointments as possible.
- Silver shall not count over a neat, clean working piece of equipment.
- If a lead shank is used on the halter, it should be at least six feet long
- If a chain is part of the lead shank, the Judge shall not penalize an exhibitor for the use of a chain either over the horse's nose or under the jaw
- Whips, crops or bats are prohibited
- Standard sliding, rundown or skid boots on the horse's rear fetlocks, and splint boots on the front legs are prohibited. Soft leg wraps are prohibited.

2.9.3. Scoring

The following shall be considered faults:

- Failure to recognize and attempt to correct faults in the horse's position
- Visiting or conversing with other exhibitors or with spectators during the judging of the class.
- Failure of the horse to lead properly.
- Kicking or placing the horse's legs into position by hand (actual contact).
- Failure to stop turning when showing at a walk or trot.
- Improper or ill-fitting equipment or attire.
- Over showing through unnecessary actions.
- Failure to follow the Judge's instructions.
- Blocking the Judge's view of the horse.
- Loud voice commands to the horse.
- Causing the Judge to move to avoid being bumped or stepped on by the horse.
- Losing control of the horse.
- Turning the horse in the wrong direction.
- Failure to back when necessary.
- Failure to complete pattern correctly.

Disqualifications

- Any exhibitor being assisted by a second person inside or outside of the arena
- Loss of control of horse that endangers exhibitor, other horses or exhibitors, or Judge including the horse escaping from the exhibitor.
- Failure of exhibitor to wear correct number in a visible manner.
- Willful abuse
- Excessive schooling or training, or use of artificial aids.

2.10 Working Equitation

Working Equitation Canada aka, WECAN is the sole creator of Working Equitation rules within Canada and endeavour to closely align and retain the rules as much as possible to the World Association of Working Equitation Rules and standards.

WECAN rules are protected by copyright. Any and all rule changes will be done under the governance of WECAN. Horse Council BC has written permission by WECAN to use these rules at HCBC Working Equitation events.

To view the current Working Equitation Canada Rules please visit: <https://www.workingeq.ca/>